



We proudly administer
Linguaskill 
from Cambridge

CANDIDATE MANUAL

LINGUASKILL ANYWHERE – Take your exam from a distance



THE LINGUASKILL “ANYWHERE” TEST

GENERAL || BUSINESS

The linguaskill ANYWHERE version is now available to allow students, employees and jobs seekers to certify their level of English with a recognised test when they cannot go to a test centre.

LINGUASKILL GENERAL

*Everyday situations
(tourism for example)*

READING & LISTENING ★

Written and oral comprehension

60-85 minutes / Number of questions varies / Immediate results

WRITING

Written expression

45 minutes / 2 parts: email & long text / Results within 12 hours

SPEAKING

Oral expression

15 minutes / 5 parts / recorded responses / Results within 48 hours

Most
popular

LINGUASKILL BUSINESS

*Business / professional situations
(commercial or administrative professions)*

READING & LISTENING

Written and oral comprehension

60-85 minutes / Number of questions varies / Immediate results

WRITING

Written expression

45 minutes / 2 parts: email & long text / Results within 12 hours

SPEAKING

Oral expression

15 minutes / 5 parts / recorded responses / Results within 48 hours



REQUIREMENTS

IT IS THE CANDIDATES RESPONSIBILITY TO MAKE SURE THAT THEY HAVE DOWNLOADED AND TESTED THE SOFTWARE PRIOR TO THE TEST



- Windows 8 or plus / Mac
- Webcam
- Internet speed: 512 kbps minimum
- Screen size 13" minimum with a resolution of at least 1280 px x 720 px
- SUMADI installed
- Browser: Chrome
- Headphones with a microphone (Check it is compatible with your computer)
- **The test cannot be taken on a tablet or mobile phone**

**TEST YOUR
COMPUTER HERE**

**TEST YOUR
HEADPHONES AND
MICROPHONE HERE**



- **The certificate is only valid if the test has been taken by following the process using the SUMADI software. All activity is recorded and checked by an invigilator. In the event that the registration is not found in the system or if an irregularity is detected during the test, then your level will not be validated**
- You must be alone in the room when taking the test
- The use of a second screen is not permitted
- There must be no documents or other electronic devices near your computer when you take the test
- The use of pre-written notes, dictionaries or any other support in English is prohibited
- Food and drink is not allowed during the test
- Breaks are forbidden during the test modules. Being out of sight of the webcam will invalidate your test

CERTIFICATION PROCESS

IT IS IMPORTANT THAT YOU FOLLOW THE INSTRUCTIONS BELOW:

1

INSTALL CHROME

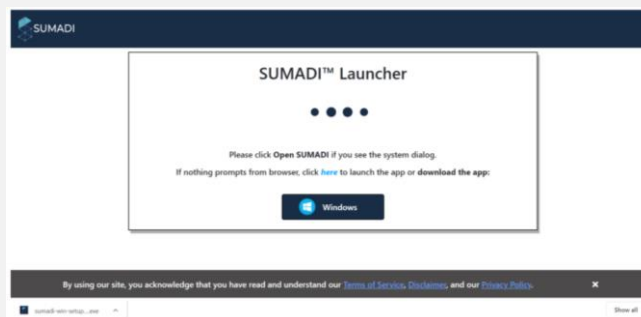
You will need to install the browser CHROME if you do not already have it



CHROME

2

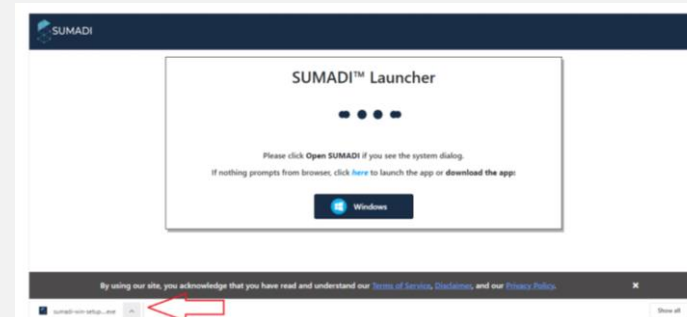
INSTALL THE CONTROL APPLICATION SUMADI



Select the button that corresponds to your operating system, then the folder in which you want the program to be saved.



SUMADI



Once downloaded, launch the installer and follow the instructions. Then restart your computer.

CERTIFICATION PROCESS

IT IS IMPORTANT THAT YOU FOLLOW THE INSTRUCTIONS BELOW:

3

WATCH THE TUTORIAL

▶ Reading & Listening

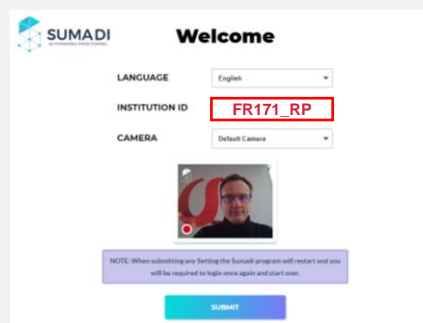
▶ Writing

▶ Speaking

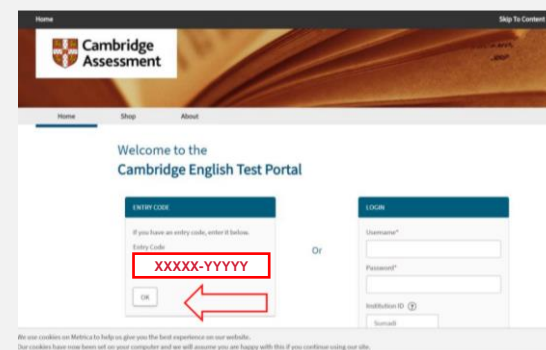
Watch the tutorial of your chosen module(s)

4A

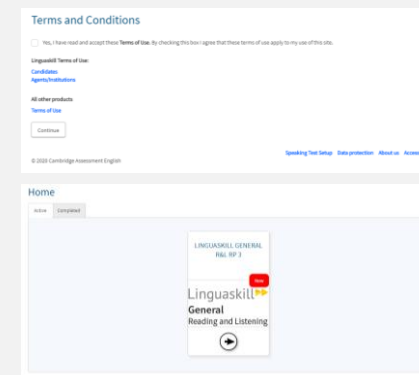
SETTING UP THE APPLICATION

The image shows the SUMADI Welcome screen. It has a header with the SUMADI logo and the word 'Welcome'. Below the header, there are three fields: 'LANGUAGE' with a dropdown menu set to 'English', 'INSTITUTION ID' with a red box around the text 'FR171_RP', and 'CAMERA' with a dropdown menu set to 'Default Camera'. Below these fields is a small video thumbnail of a person. At the bottom, there is a 'SUBMIT' button. A note at the bottom states: 'NOTE: When submitting any Sumadi program will restart and you will be required to login once again and start over.'

Close all programs and click the SUMADI application. On the first screen please enter the INSTITUTION ID code (you will have already received this via email)
FR171_RP

The image shows the Cambridge English Test Portal login screen. It has a header with the Cambridge Assessment logo. Below the header, there is a 'Welcome to the Cambridge English Test Portal' message. There are two login options: 'ENTRY CODE' and 'LOGIN'. The 'ENTRY CODE' option has a red box around the text 'XXXXX-YYYYY' and a red arrow pointing to it. The 'LOGIN' option has fields for 'Username*', 'Password*', 'Institution ID', and 'Sumadi'. Below the login options, there is a small note: 'We use cookies on Metrics to help us give you the best experience on our website. Our cookies have been set on your computer and we will assume you are happy with this if you continue using our site.'

Type in your **ENTRY CODE** (you will have already received this via email)

The image shows the 'Terms and Conditions' screen. It has a header with the text 'Terms and Conditions'. Below the header, there is a checkbox labeled 'I have read and accept these Terms of Use. By checking this box, you agree that these terms of use apply to my use of this site.' There are links for 'Conditions', 'Agencies/Institutions', and 'All other products'. At the bottom, there is a 'Continue' button. Below the 'Continue' button, there is a small note: '© 2020 Cambridge Assessment English. Speaking Test Setup, Data protection, About us, Accessibility.'

Accept the terms and conditions and then select the correct test



CERTIFICATION PROCESS

IT IS IMPORTANT THAT YOU FOLLOW THE INSTRUCTIONS BELOW:

4B

SETTING UP THE APPLICATION

LINGUASKILL GENERAL R&L RP 3

Please fill in the form below.
*You must complete all of these fields.

Your Details

First name*

Last name (Family name)*

Date of birth*

DD MM YYYY

Where do you come from? (your nationality)*

Please select

Gender

Please select

First language

Please select

Contact Details

Email address

Phone number (dialling code) (number)

Candidate id

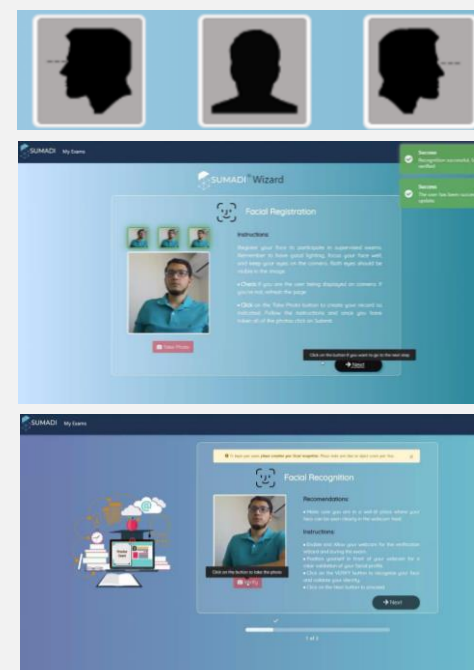
Back Submit

© 2020 Cambridge Assessment English

Please complete all the required fields

Make sure you enter the **correct email address** in the relevant field. (**Email address** and **Candidate Id.**)

This is the email address that will be used to retrieve your results.



You will then need to create your profile. (It's easier than it looks)

You will be guided through each step to set up the account and do the final technical checks. Now you are ready to take the test.

CERTIFICATION PROCESS

IT IS IMPORTANT THAT YOU FOLLOW THE INSTRUCTIONS BELOW:

6

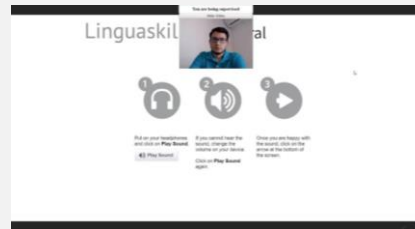
BEFORE YOU BEGIN YOUR TEST



Hold up your valid form of ID (ID card/passport) to the webcam, making sure not to obscure your face. This is so that we can validate the authenticity of the candidate and therefore the test.

7

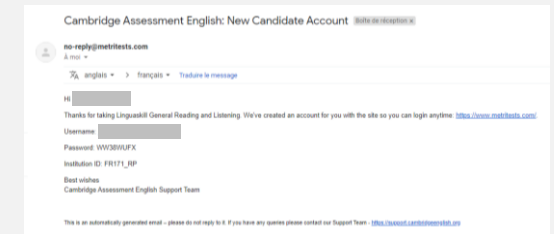
TAKING THE TEST



During the test you will see your own camera. Your video will be recorded and used to analyse your behaviour during the test. When the test is complete, the test status will update to Completed. You can then move on to the next module or log out if you are finished.

8

YOUR RESULTS



An email with a link to see your results will be sent to you.

Linguaskill Anywhere Listening & Reading:
results immediately
Linguaskill Anywhere Writing:
Results within 12 hours
Linguaskill Anywhere Speaking:
results within 48 hours

CONTACT US!

WEBSITE:

www.wefitgroup.com/contact

CALL US:

01 83 62 32 47

EMAIL:

hello@wefitgroup.com



168 Rue de la Convention
75015 PARIS